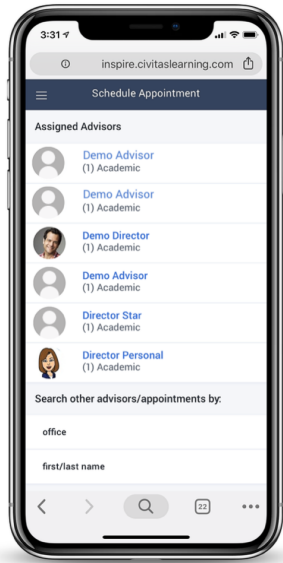


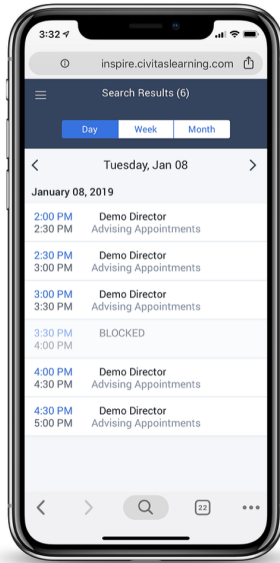
Advising Calendars on Mobile Devices

The mobile responsive website allows both students and advisors to book appointments through their phone's browser. Advisors can see upcoming appointments, schedule or cancel appointments, review student details, and mark a missed appointment. Students can see all upcoming events, schedule or cancel appointments, and view details.

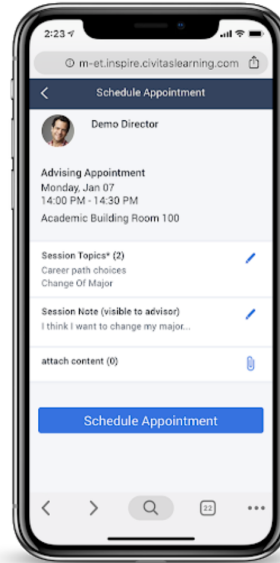
The Student Mobile Experience



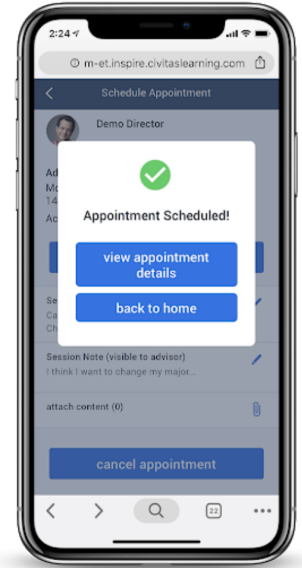
Search for appointments by advisor



See available appointment times



Schedule appointment



Done!

Students can quickly book and manage advising appointments directly from their phone. To do this students should:

1. Login to Pathfinder and launch the mobile experience
2. Search for appointments by advisors and make sure their advisors are selected
3. Click on an advisor's name to see available appointment times
4. Add appointment details and click **Schedule Appointment**

In addition to scheduling an appointment students can also complete the following from their mobile device:

- View all appointments and events for that day on their main dashboard
- Search for appointments by assigned advisor, office, name, or topic
- See upcoming appointments and events for the week or month
- Check in for an appointment (if configured)
- RSVP to events
- Cancel an appointment
- View appointment or event details
- Initiate a message to an advisor

Note: Message threads are not maintained within the mobile responsive site. Messages are only initiated. To respond or see the full thread the student must navigate to the full application via desktop.

